




Summary of Band Scores

D I V I S I O N	Vista Invitational Field Tournament AM 11/13/2010	T I M I N G	MUSIC JUDGE #1				MUSIC JUDGE #2				MUSIC AVERAGE	GE JUDGE				GE SCORE	VP JUDGE		VISUAL SCORE	Head Judge:			
			MUSICIANSHIP	TECHNIQUE	MUSICAL REPERTOIRE	MUSIC TOTAL -	MUSICIANSHIP	TECHNIQUE	MUSICAL REPERTOIRE	MUSIC TOTAL -		PROGRAM EFFECTIVENESS	PERFORMANCE EFFECTIVENESS	COORDINATION	VISUAL COMPOSITION		EXCELLENCE	TOTAL SCORE		PENALTY	NET SCORE	PLACE	
																							Tabulator:
1A RED	San Ysidro	8:48	108 4	109 4	48 5	265 4	105 4	104 3	53 6	262 4	263.5 4	71 4	70 3	58 3	199.0 3	56 3	57 3	113.0 3	57.55 3	0	57.55	3	
1A RED	Madison	8:34	87 5	88 5	43 6	218 6	93 5	102 5	54 5	249 5	233.5 5	55 6	54 5	42 6	151.0 6	42 5	44 4	86.0 5	47.05 6	0	47.05	6	
1A RED	Southwest	8:32	86 6	85 6	52 4	223 5	91 6	90 6	55 2	236 6	229.5 6	73 3	54 5	48 5	175.0 5	48 4	44 4	92.0 4	49.65 5	0	49.65	5	
1A RED	Mt. Miguel	8:30	117 2	118 2	59 2	294 2	107 3	103 4	55 2	265 3	279.5 3	87 2	81 2	65 2	233.0 2	62 2	61 2	123.0 2	63.55 2	0	63.55	2	
1A RED	Otay Ranch	8:33	136 1	135 1	62 1	333 1	121 1	118 1	59 1	298 1	315.5 1	95 1	96 1	76 1	267.0 1	71 1	68 1	139.0 1	72.15 1	0	72.15	1	
1A RED	Valley Center	8:21	110 3	115 3	57 3	282 3	114 2	109 2	55 2	278 2	280.0 2	66 5	67 4	52 4	185.0 4	40 6	42 6	82.0 6	54.70 4	0	54.70	4	
1A BLACK	Grossmont	9:45	116 4	118 3	59 1	293 3	117 2	118 1	58 2	293 1	293.0 2	91 3	75 5	64 5	230.0 5	63 2	65 2	128.0 2	65.10 4	0	65.10	3	
1A BLACK	West Hills	8:18	109 6	98 6	54 6	261 6	110 5	107 6	54 5	271 5	266.0 6	86 5	79 4	68 4	233.0 4	56 6	54 6	110.0 6	60.90 6	0	60.90	5	
1A BLACK	Del Norte	8:40	123 1	121 1	59 1	303 1	116 3	115 3	57 3	288 3	295.5 1	100 1	102 1	78 1	280.0 1	72 1	70 1	142.0 1	71.75 1	0	71.75	1	
1A BLACK	Steele Canyon	8:18	117 3	114 4	57 4	288 4	109 6	114 4	45 6	268 6	278.0 5	94 2	87 2	70 3	251.0 2	61 4	64 3	125.0 3	65.40 2	0	65.40	2	
1A BLACK	Hilltop	8:37	119 2	120 2	58 3	297 2	118 2	112 5	59 1	289 2	293.0 2	81 6	67 6	57 6	205.0 6	60 5	57 5	117.0 5	61.50 5	0	61.50	4	
1A BLACK	Mater Dei	8:34	115 5	114 4	56 5	285 5	114 4	116 2	55 4	285 4	285.0 4	89 4	84 3	73 2	246.0 3	63 2	60 4	123.0 4	65.40 2	0	65.40	2	
2A	La Costa Canyon	8:44	138 1	136 1	64 1	338 1	125 3	119 6	60 4	304 4	321.0 3	87 2	89 3	67 3	243.0 2	73 2	73 4	146.0 2	71.00 3	0	71.00	3	
2A	Scripps Ranch	9:17	125 6	116 6	62 2	303 6	121 4	124 3	62 3	307 3	305.0 6	80 4	78 5	71 2	229.0 4	68 5	74 2	142.0 4	67.60 4	0	67.60	4	
2A	Temecula Valley	8:16	133 3	134 2	60 4	327 3	140 1	139 1	63 2	342 1	334.5 1	103 1	107 1	80 1	290.0 1	79 1	74 2	153.0 1	77.75 1	0	77.75	1	
2A	Point Loma	8:33	129 5	128 5	58 5	315 5	118 6	122 5	58 5	298 6	306.5 5	77 5	82 4	65 4	224.0 5	65 6	67 6	132.0 6	66.25 5	0	66.25	5	
2A	Redlands	7:47	130 4	131 4	59 5	320 4	120 5	123 4	57 6	300 5	310.0 4	76 6	67 6	62 6	205.0 6	71 3	69 5	140.0 5	65.50 6	0	65.50	6	
2A	Serra	7:47	135 2	133 3	61 3	329 2	130 2	138 2	67 1	335 2	332.0 2	86 3	92 2	64 5	242.0 3	69 4	75 1	144.0 3	71.80 2	0	71.80	2	



SUMMARY OF FIELD SCORES - AUXILIARY

D I V I S I O N	Vista Invitational Field Tournament AM 11/13/2010				PENALTY	NET SCORE	PLACE
		Program Content	Excellence	Net Score			
1A RED	San Ysidro	301	305	60.6		60.60	3
1A RED	Madison	253	248	50.1		50.10	5
1A RED	Southwest	269	258	52.7		52.70	4
1A RED	Mt. Miguel	360	361	72.1		72.10	2
1A RED	Otay Ranch	383	381	76.4		76.40	1
1A RED	Valley Center			N/A			
1A BLACK	Grossmont	356	351	70.7		70.70	5
1A BLACK	West Hills	380	369	74.9		74.90	3
1A BLACK	Del Norte	379	374	75.3		75.30	1
1A BLACK	Steele Canyon	366	361	72.7		72.70	4
1A BLACK	Hilltop	275	270	54.5		54.50	6
1A BLACK	Mater Dei	376	374	75.0		75.00	2
2A	La Costa Canyon	397	390	78.7		78.70	1
2A	Scripps Ranch	360	359	71.9		71.90	3
2A	Temecula Valley	384	379	76.3		76.30	2
2A	Point Loma	362	356	71.8		71.80	4
2A	Redlands	310	300	61.0		61.00	5
2A	Serra	300	299	59.9		59.90	6



Southern California School Band and Orchestra Association

SUMMARY OF FIELD SCORES - PERCUSSION


2010

D I V I S I O N	Vista Invitational Field Tournament AM 11/13/2010			Net Score	PENALTY	NET SCORE	PLACE
		Repertoire	Excellence				
1A RED	San Ysidro	57	50	107		107	16
1A RED	Madison	46	47	93		93	18
1A RED	Southwest	59	54	113		113	13
1A RED	Mt. Miguel	62	61	123		123	11
1A RED	Otay Ranch	64	60	124		124	10
1A RED	Valley Center	56	55	111		111	14
1A BLACK	Grossmont	66	68	134		134	3
1A BLACK	West Hills	58	59	117		117	12
1A BLACK	Del Norte	54	56	110		110	15
1A BLACK	Steele Canyon	65	62	127		127	9
1A BLACK	Hilltop	55	51	106		106	17
1A BLACK	Mater Dei	67	63	130		130	7
2A	La Costa Canyon	73	71	144		144	2
2A	Scripps Ranch	68	64	132		132	5
2A	Temecula Valley	75	75	150		150	1
2A	Point Loma	63	70	133		133	4
2A	Redlands	70	61	131		131	6
2A	Serra	69	60	129		129	8



Summary of Band Scores


D I V I S I O N	Vista Invitational Field Tournament PM 11/13/2010	T I M I N G	MUSIC JUDGE #1				MUSIC JUDGE #2				MUSIC AVERAGE	GE JUDGE				VP JUDGE			Head Judge:			
			MUSICIANSHIP	TECHNIQUE	MUSICAL REPERTOIRE	MUSIC TOTAL -	MUSICIANSHIP	TECHNIQUE	MUSICAL REPERTOIRE	MUSIC TOTAL -		PROGRAM EFFECTIVENESS	PERFORMANCE EFFECTIVENESS	COORDINATION	GE SCORE	VISUAL COMPOSITION	EXCELLENCE	VISUAL SCORE	Tabulator:			
																			TOTAL SCORE	PENALTY	NET SCORE	PLACE
3A	Valhalla	8:10	136 2	136 2	67 2	339 2	140 2	144 2	60 2	344 2	341.5 2	90 2	88 2	76 2	254.0 2	78 2	76 2	154.0 2	74.95 2	0	74.95	2
3A	Carlsbad	8:48	146 1	142 1	75 1	363 1	148 1	147 1	74 1	369 1	366.0 1	101 1	100 1	80 1	281.0 1	89 1	92 1	181.0 1	82.80 1	0	82.80	1
4A	Oceanside	7:08	135 1	135 1	67 1	337 1	145 1	143 1	71 1	359 1	348.0 1	96 1	96 1	75 1	267.0 1	64 1	65 1	129.0 1	74.40 1	0	74.40	1
5A	El Camino	9:49	133 3	134 3	66 3	333 3	144 3	139 3	73 3	356 3	344.5 3	94 2	95 3	74 3	263.0 3	77 3	72 3	149.0 3	75.65 3	0	75.65	3
5A	Westview	9:26	161 1	161 1	80 1	402 1	148 2	146 2	76 1	370 2	386.0 1	93 3	97 2	79 2	269.0 2	83 2	82 2	165.0 2	82.00 2	0	82.00	2
5A	Mira Mesa	9:55	158 2	157 2	76 2	391 2	149 1	149 1	76 1	374 1	382.5 2	109 1	110 1	86 1	305.0 1	90 1	85 1	175.0 1	86.25 1	0	86.25	1
5A	Vista	8:32	164	162	82	408	150	152	75	377	392.5	102	113	85	300.0	88	90	178.0	87.05	0	87.05	Exh
6A	San Marcos	9:54	163 2	163 2	83 2	409 2	158 2	155 2	84 1	397 2	403.0 2	110 3	108 3	90 3	308.0 3	89 2	87 2	176.0 2	88.70 2	0	88.70	1
6A	Rancho Buena Vista	9:42	162 3	161 3	80 3	403 3	155 3	153 3	78 3	386 3	394.5 3	111 2	110 2	91 2	312.0 2	85 3	86 3	171.0 3	87.75 3	0	87.75	2
6A	Rancho Bernardo	9:21	166 1	164 1	84 1	414 1	167 1	164 1	82 2	413 1	413.5 1	115 1	111 1	93 1	319.0 1	91 1	94 1	185.0 1	91.75 1	0	91.75	SS



Southern California School Band and Orchestra Association
SUMMARY OF FIELD SCORES - AUXILIARY

2010

D I V I S I O N	Vista Invitational Field Tournament PM 11/13/2010	Program Content	Excellence	Net Score	PENALTY	NET SCORE	PLACE
3A	Valhalla	410	396	80.6		80.60	2
3A	Carlsbad	431	422	85.3		85.30	1
4A	Oceanside	341	338	67.9		67.90	1
5A	El Camino	382	362	74.4		74.40	3
5A	Westview	418	412	83.0		83.00	2
5A	Mira Mesa	429	420	84.9		84.90	1
5A	Vista	439	435	87.4		87.40	Exh
6A	San Marcos	413	405	81.8		81.80	2
6A	Rancho Buena Vista	434	425	85.9		85.90	1
6A	Rancho Bernardo	442	430	87.2		87.20	SS



Southern California School Band and Orchestra Association

SUMMARY OF FIELD SCORES - PERCUSSION

2010

D I V I S I O N	Vista Invitational Field Tournament PM 11/13/2010				P E N A L T Y	N E T S C O R E	P L A C E
		R e p e r t o i r e	E x c e l l e n c e	N e t S c o r e			
3A	Valhalla	72	64	136.0		136	8
3A	Carlsbad	80	83	163.0		163	2
4A	Oceanside	74	81	155		155	4
5A	El Camino	76	74	150		150	5
5A	Westview	75	72	147		147	6
5A	Mira Mesa	75	71	146		146	7
5A	Vista	73	75	148		148	Exh
6A	San Marcos	79	77	156		156	3
6A	Rancho Buena Vista	88	85	173		173	1
6A	Rancho Bernardo	87	88	175		175	SS