

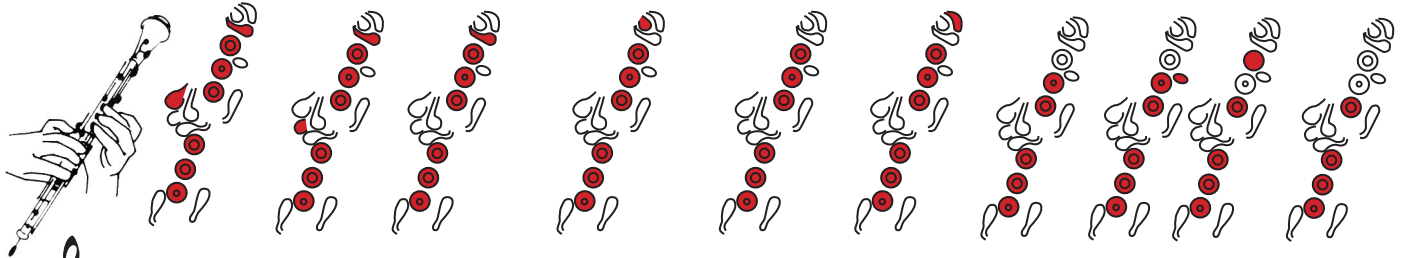
To finger a particular note, depress the keys or levers shown in red (filled) in the diagram above the note.

The thumb octave key is shown to the right of the drawing.

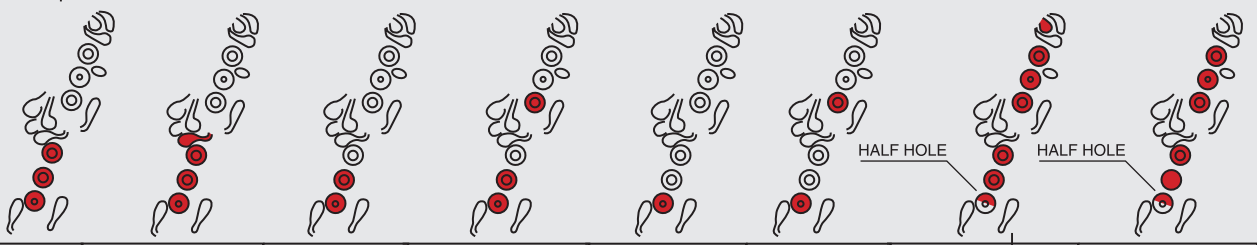
Two fingerings are shown for the F, first space and top line.

The second fingering, called the forked F, is used when notes preceding or following F call for the third finger of the right hand.

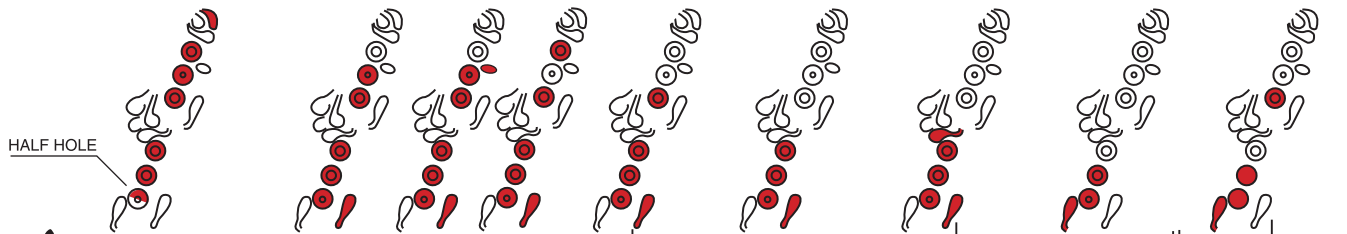
Low B₁ is not found on the English horn.



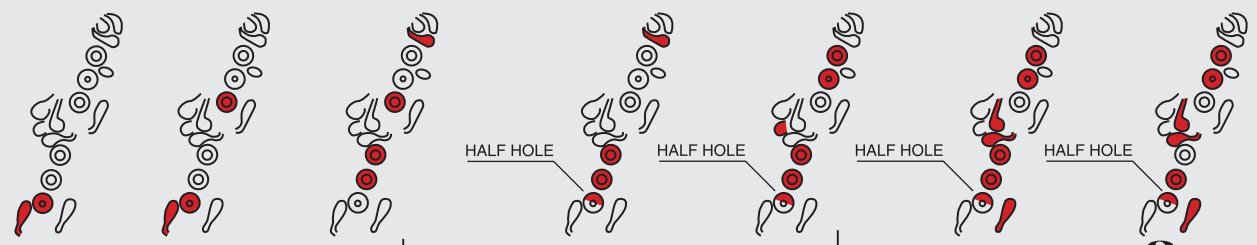
Musical staff for the first row of notes: A#, Bb, B, C, C#, Db, D, D#, Eb, E, F, F# Gb



Musical staff for the second row of notes: G, G#, Ab, A, A#, Bb, B, C, C#, Db, D



Musical staff for the third row of notes: Eb, E, F, F#, Gb, G, G#, Ab, A, A#, Bb



Musical staff for the fourth row of notes: B, C, C#, Db, D, D#, Eb, E, F